

Hangouts Meet cheat sheet



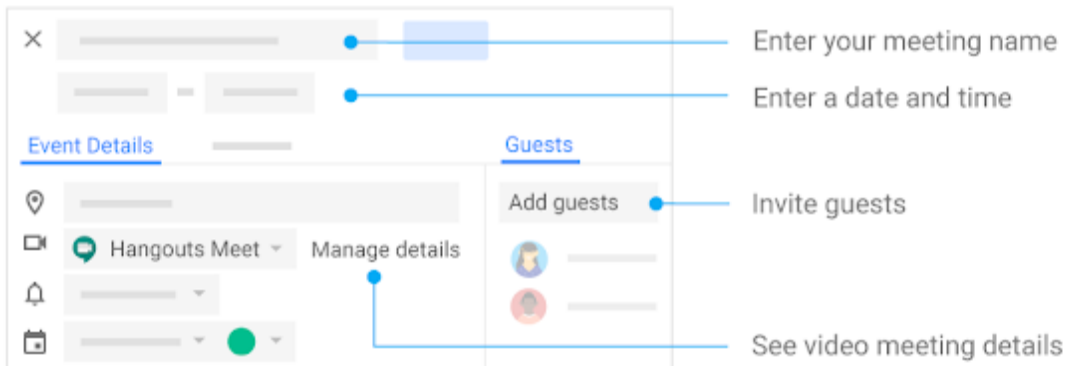
Hold video meetings worldwide with several people at once.

Join impromptu meetings on the go, virtual training classes around the world, remote interviews, and much more.

Get Hangouts Meet: [Web](#), [Android](#), or [iOS](#)

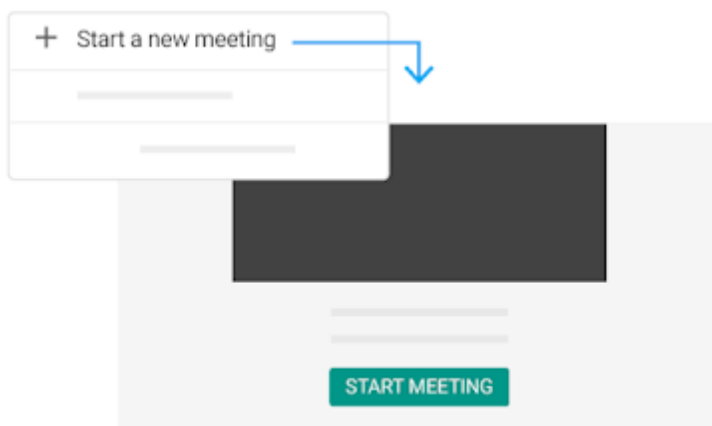
1. Schedule a video meeting from Calendar.

Go to [Google Calendar](#) and create an event.

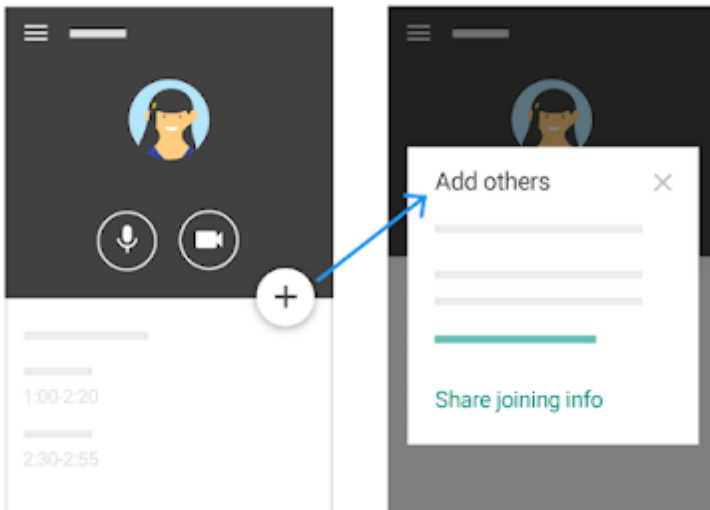


2. Start a video meeting.

Enter <https://meet.google.com> in Chrome Browser.

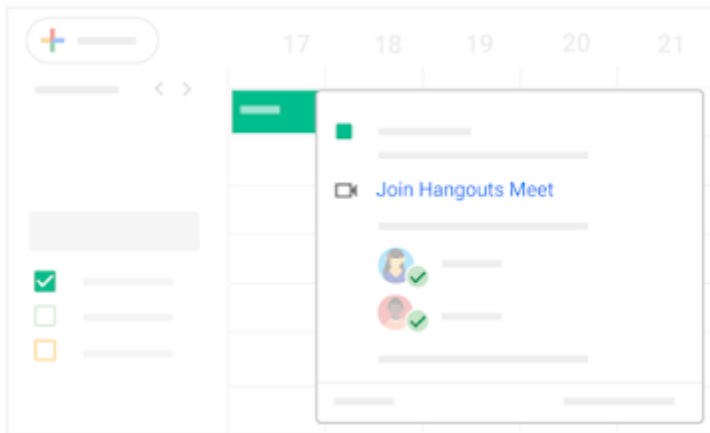


Open the Meet app on your Android ([Play Store](#)) or Apple® iOS® ([App Store](#)) mobile device.

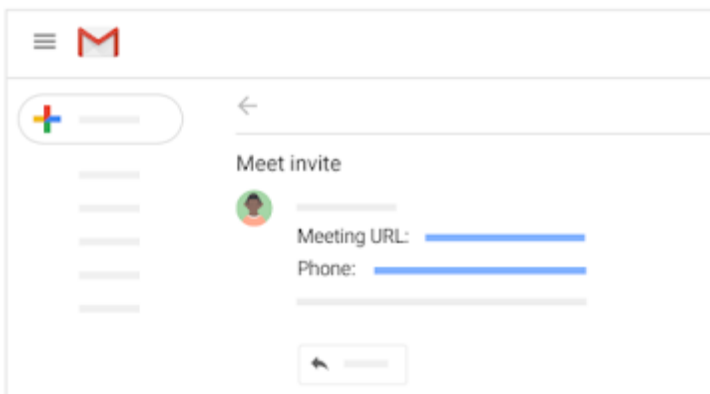


3. Join a video meeting.

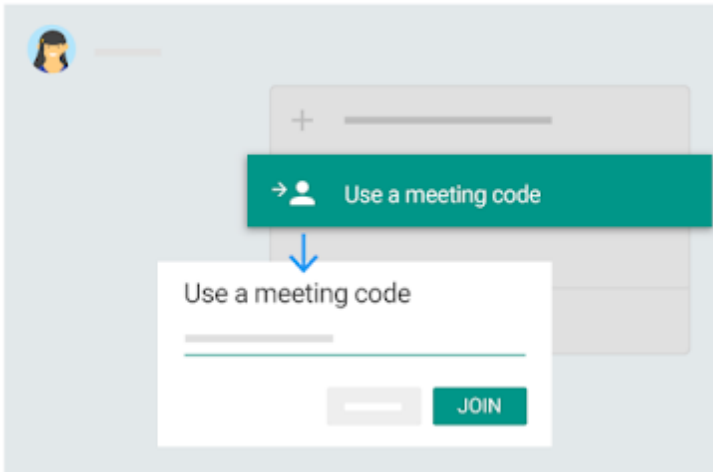
In [Calendar](#), click the event you want to join.



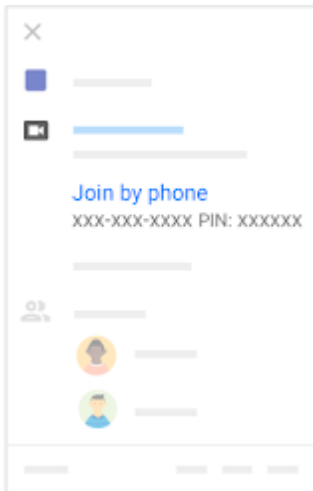
Click the Meet meeting link in a text or email.



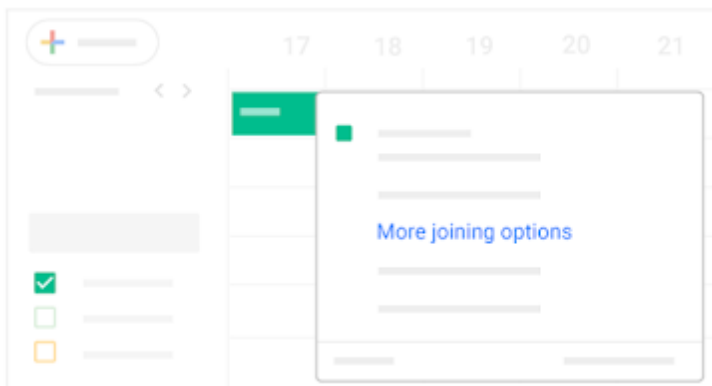
In [Meet](#), join a scheduled meeting or use a meeting code.



Open the [Calendar](#) event or meeting invite to dial in to a meeting from a phone.



Open the [Calendar](#) event or meeting invite. Click **More joining options** to join from a third-party conferencing system.










Was this article helpful?

Yes

No

Hangouts Meet guides

-  [Get started with Hangouts Meet](#)
 -  [Switching to Meet from classic Hangouts](#)
 -  [Switching to Meet from Skype for Business](#)
 -  [Hangouts Meet cheat sheet](#)
 -  [Hangouts Meet: Beginner tips](#)
 -  [Hangouts Meet: Intermediate tips](#)
 -  [Hangouts Meet: Advanced tips](#)
-



[Print, save, or customize Learning Center guides](#)

Learn how to print Learning Center guides, save them as PDFs, or customize them for your organization.

English



