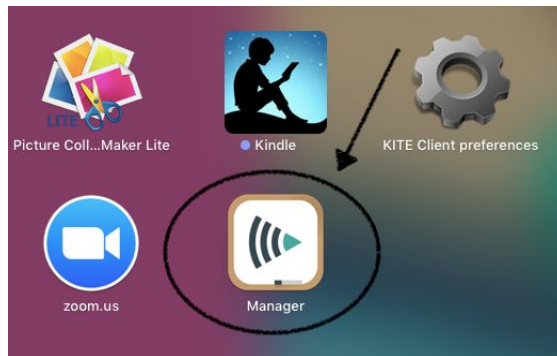


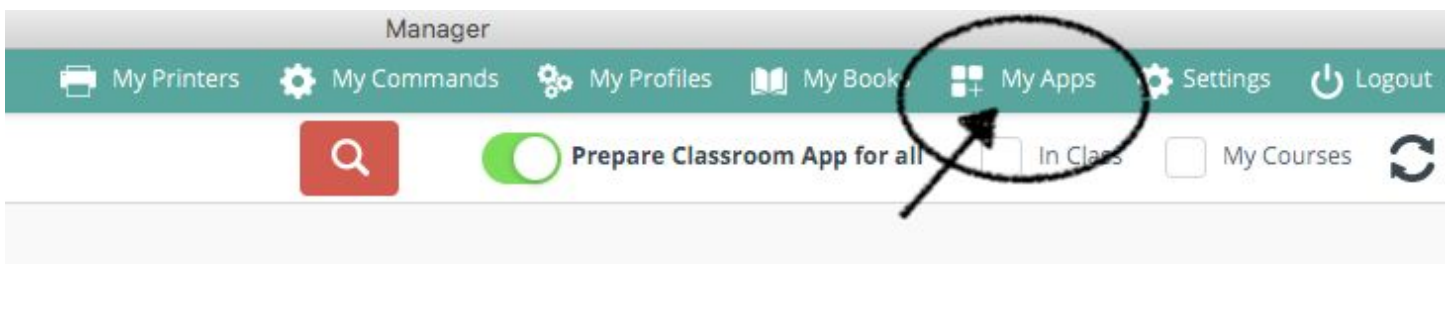
What is Manager?



For an **ELEMENTARY** end user:

- Replaces Jamf Self Service
- Where you will find apps and updates

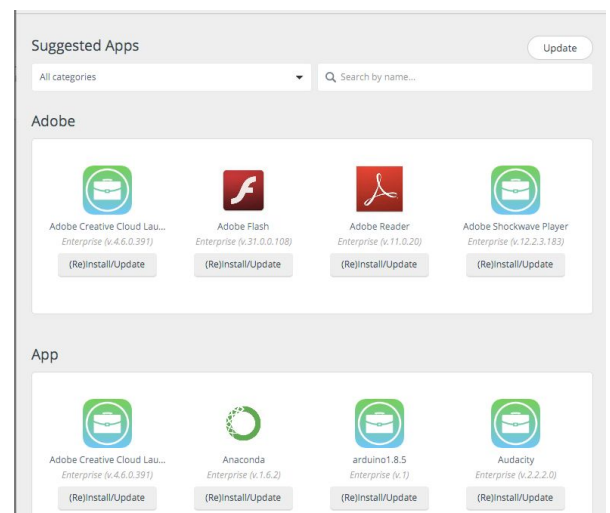
Because elementary devices are set up in shared groups, the other features within Manager **CAN'T** be used at this time, **ONLY** the tab labeled **MY APPS**.



The user will find all of their apps/updates under **MY APPS**.

It is here that you will select the app or update that is needed, much like you had done previously in Self Service.


The apps are also separated into Categories to make it a little easier to find an specific type of app.



Frequently Asked Questions:

Where is Manager located?

Manager is an app that is installed on both iPads and Macbooks. It has an icon that looks like this:



Which devices in USD 497 use Manager?

All Apple devices, iPads and Macbooks use Manager.

Why can't we use the other features within Manager at the elementary level?

The iPad and Macbooks are setup in groups according to grade level. In order to use the Class Manager within Manager, they would need to be setup by class/teacher.

How do we request apps and/or updates to be included in Manager?

The Existing App Request form is back on internal.usd497.org. Once the form is filled out, it will be sent to Sherri Fowler and she will get the app associated to your iPads. You will then be able to go to Manager and download the app.

How is adding apps within GO (ClassLink) and Manager the same or different?

Adding apps to Manager is for actual apps from the Apple Store. Examples: Puppet Pals, iMovie, Dash & Dot. Apps in GO are more for web apps (applications). Examples: PowerSchool, Reading Street, ThinkCentral.

Why do I sometimes hear it called Mosyle? - Mosyle is the software name of our new mobile device management system. Manager is the app that is installed on the devices that communicates with the Mosyle server.